

State Maps At-A-Glance

AMERICAN HUMAN DEVELOPMENT INDEX

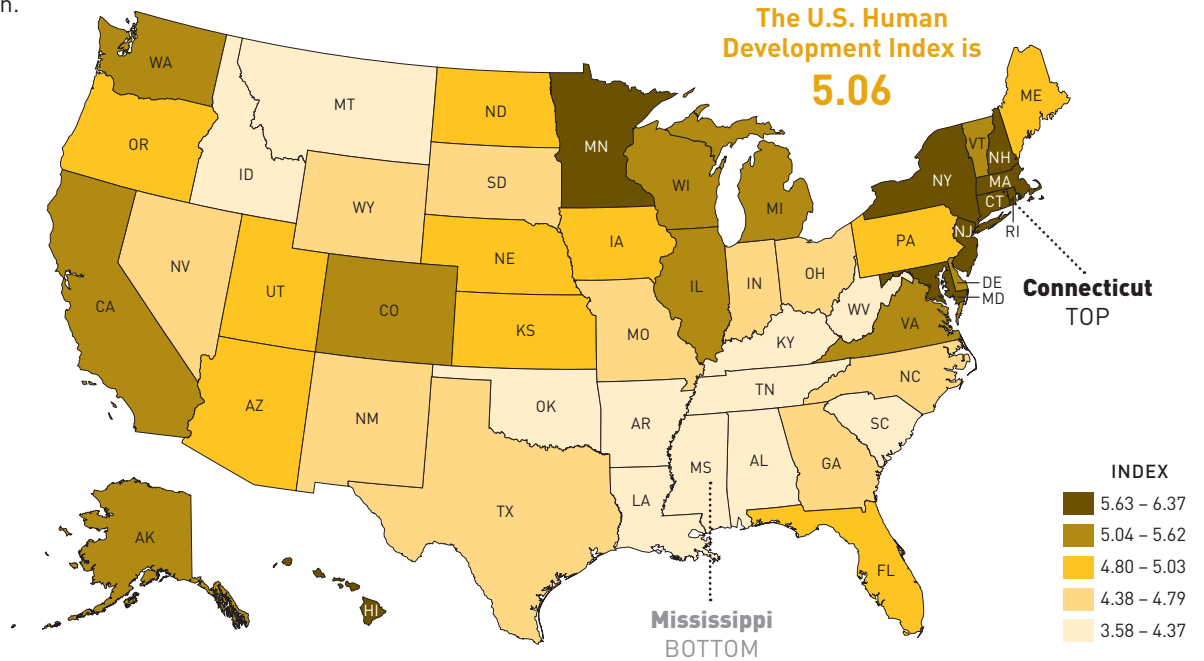
Connecticut has an HD Index of 6.37, which, if current trends continue, will be the average HD Index of America as a whole in the year 2020. Mississippi has an HD Index (3.58) lower than the HD Index for the whole country in 1990. An average Connecticut resident earns 60 percent more, lives six years longer, and is almost twice as likely to have a college degree as a typical Mississippian.

Top 5

1. Connecticut
2. Massachusetts
3. New Jersey
3. Washington, DC
5. Maryland

Bottom 5

47. Alabama
48. Arkansas
49. Louisiana
50. West Virginia
51. Mississippi



HEALTH INDEX: Life Expectancy at Birth

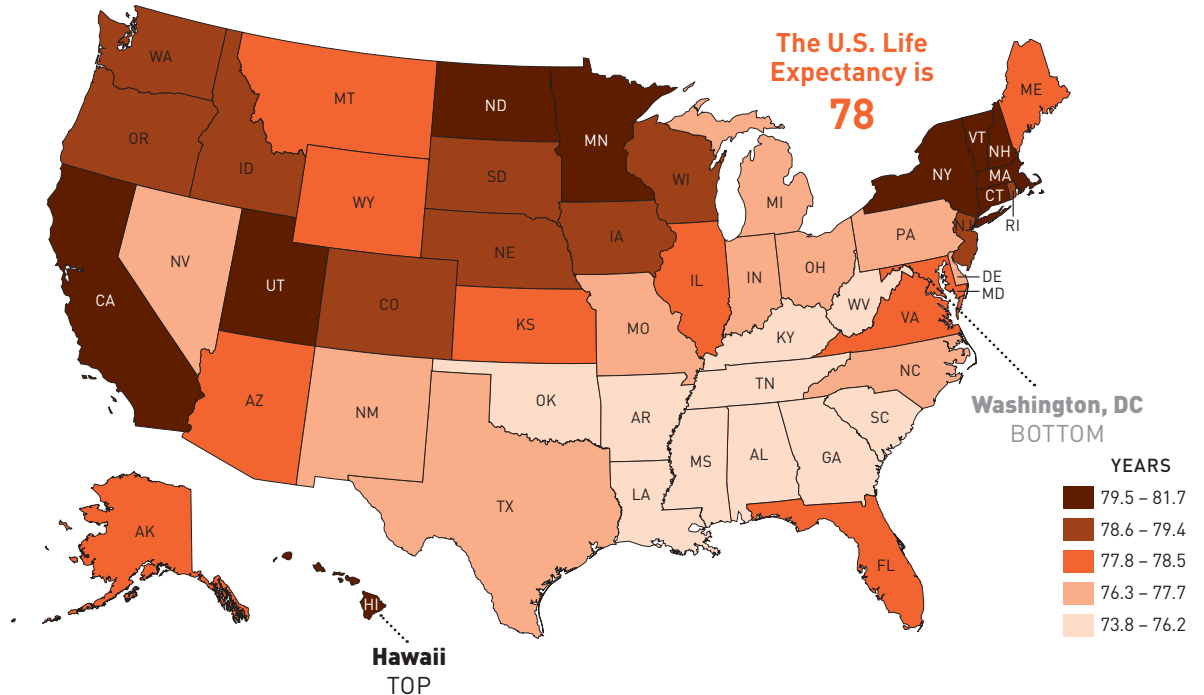
Great variations in lifespan exist depending on where you live.

Top 5

1. Hawaii
2. Minnesota
3. Connecticut
4. North Dakota
5. Massachusetts

Bottom 5

47. Oklahoma
48. Alabama
49. Louisiana
50. Mississippi
51. Washington, DC



State Maps At-A-Glance

EDUCATION INDEX: Educational Attainment and School Enrollment

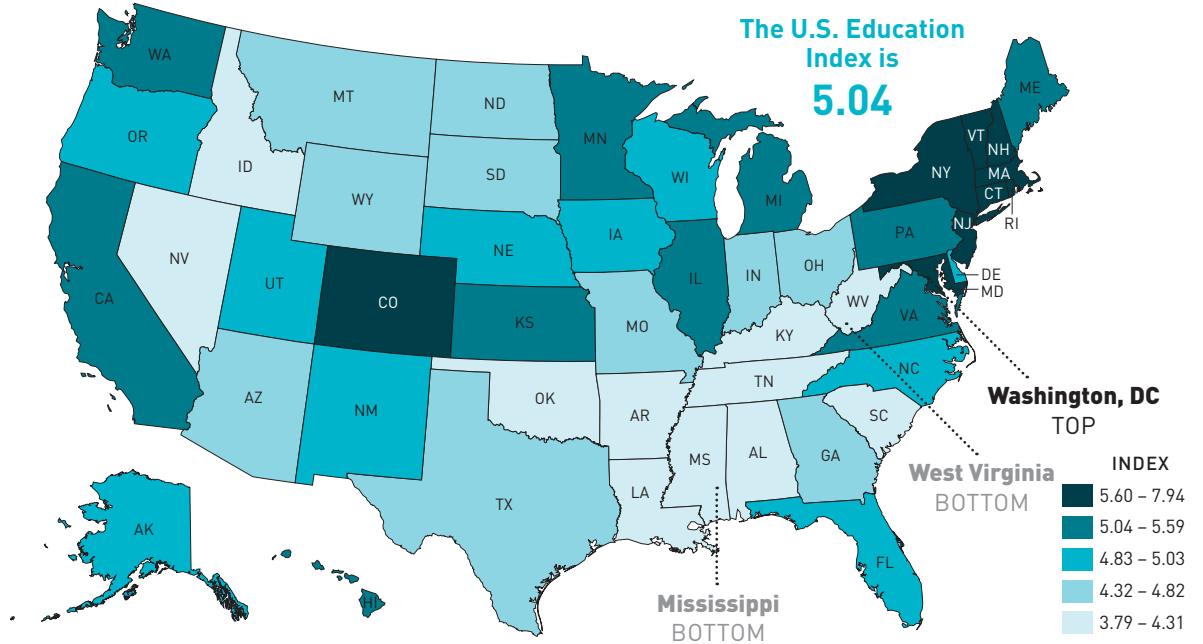
Greater variation in rankings exists within a state than among states. The Northeast and West have the greatest number of people with at least a college degree.

Top 5

1. Washington, DC
2. Massachusetts
3. Connecticut
4. Maryland
5. New Jersey

Bottom 5

47. Arkansas
48. Tennessee
49. Nevada
51. West Virginia
51. Mississippi



INCOME INDEX: Median Earnings for the Population 16 and Older

Six of the ten states with the highest median earnings are in the Northeast (New Jersey, Connecticut, Massachusetts, New Hampshire, New York, and Rhode Island). The remaining four (Washington, D.C., Maryland, Virginia and Delaware) are also along the eastern seaboard.

Top 5

1. Washington, DC
2. New Jersey
3. Connecticut
4. Maryland
5. Massachusetts

Bottom 5

47. Arkansas
47. New Mexico
49. Mississippi
50. Idaho
51. Montana

